



Illuminating Global Education Through Indianic Values

NEW STANDARD GROUP OF INSTITUTES



**HOME
ASSIGNMENT
2024**

Name.....

Class...1st.....Sec.

Branch.....

हिन्दी-

- सुलेख पुस्तिका में प्रतिदिन एक पृष्ठ लिखते हुए पृष्ठ संख्या 44 तक पूर्ण कीजिए।
- चित्रों को देखकर उनके नाम लिखिए-

(क)



(ख)



(ग)



(घ)



- आइस्क्रीम कोन से स्वर और व्यंजन छाँटकर उचित स्थान पर लिखिए-

स्वर

व्यंजन



- वर्णों को सही क्रम में लिखकर नए शब्द बनाइए-

(क) क्ष र अ _____

(ख) म र ग _____

(ग) स ल फ _____

(घ) व न प _____

- वर्णों को जोड़कर शब्द लिखिए-

(क) द + श + र + थ = _____

(ख) न + भ + च + र = _____

(ग) ज + ग + म + ग = _____


(घ) प + च + प + न = _____

(ङ.) ब + र + त + न = _____

ENGLISH

1- Unscramble the letters and write the name of pictures.

phsi



roehs



lalubmre



malp



awhtc



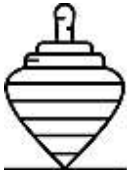
2- Circle the correct word and colour the pictures.




Bat
Hat
Cat



Tin
Fin
Pin




Top
Hot
Pop

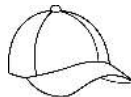




Fun
Sun
Bun

3- Write 'many' of the following.

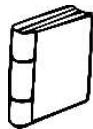
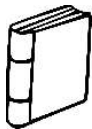


cap





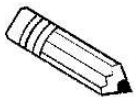
book



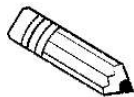
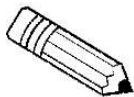


cup





pencil





ball



.4- Complete the cursive writing book upto pg no.- 40.

.5- Learn lesson 1 and 2 of Reader.

(P.T.O.)

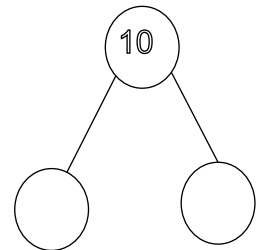
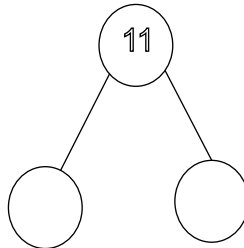
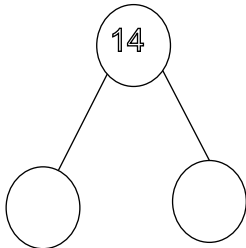
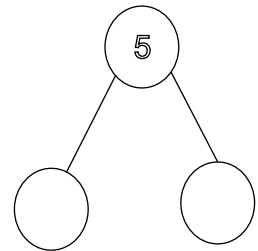
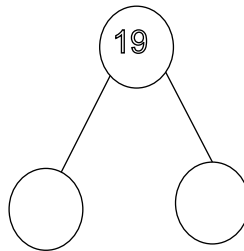
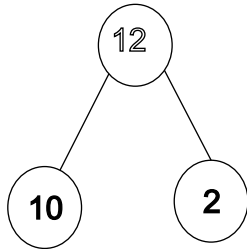
MATHS

1- Write the name of given numbers.

14- _____

45- _____

2- Break these numbers into tens and ones. One has been done for you :



3- Circle the lowest number in each row.

(i) 6, 8, 4, 10

(ii) 2, 4, 7, 6

(iii) 5, 1, 2, 9

(iv) 10, 8, 9, 7

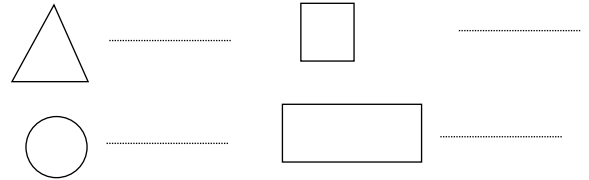
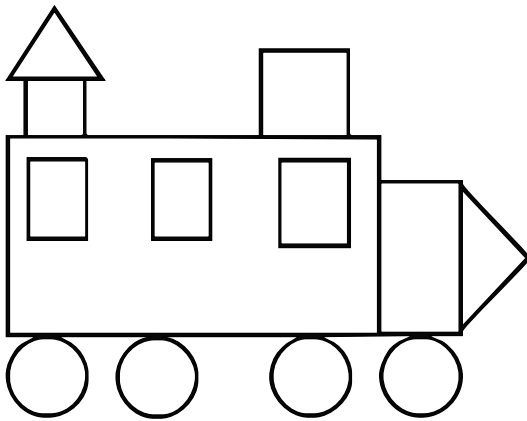
4- Put the symbol of $>$, $<$ or $=$ in the placeholders.

2 1 4 9 3 3

10 5 7 6 8 2


9 9 1 3 2 1

5- Count each shape and write their numbers below.



EVS

1- Identify these pictures and write their names-



2- Fill the missing letters. (Body parts)

(i) E__ BR__W

(ii) SH__UL__R

(iii) M__UT__

(iv) EL__W

(v) S__MA__H

3- Circle the odd one.

(i) Hand Nose Eye Bed

(ii) Boat Bus Yatch Ship

(iii) Apple Mango Potato Banana

(iv) Teacher Principal Student Police

4- Complete the following with the help of clue box.

[Principal, hospital, carpenter, vet, classmate]

(i) A place where doctors treat our diseases is called _____

(ii) A doctor who treats animals is called _____.

(iii) He is the head of the school. _____.



(iv) Children who study with us in our class are known as our _____.

(v) A person who makes your school furniture is a _____.

5- Draw any four body parts and write their names in EVS notebook in lesson no. 2.

COMPUTER

1- Look at the pictures. Write M for man-made and N for natural things in the boxes given below for each picture.



2- Circle the object which are machine.

Flower

Fan

Sun

Laptop

Doorbell

Door

Tree

Mobile

Remote

Pencil

C.P.U.

Home

3- Rearrange the jumbled words-

(i) KYARDBOE _____

(ii) MOILEB _____

(iii) OMCUPTER _____

(iv) UMOES _____

(v) IVDECE _____

4- Fill the missing letters and complete the words.

(i) M _ _ N _ _ T _ _ R

(ii) C _ _ U

(iii) P _ _ IN _ _ _ R

(iv) K _ _ Y _ _ OA _ _ _

(v) M _ _ U _ _ E

5- Learn the lesson 1.

ART

1- Colour the given picture-



2- Draw a tree and colour it with your finger impression in fair notebook.

(P.T.O.)

MORAL TEACHING

1- Make a new word from given words-

Time _____

Clock _____

Where _____

Dear _____

This _____

Chair _____

Rice _____

Plant _____

Beat _____

2- Look at the picture and write three sentences about what the tree gives us?

